

EXCHANGE REPORT

COPENHAGEN BUSINESS SCHOOL

DENMARK

SPRING 2018

EVE, ZHAO SIYI

Global business (Year 3)



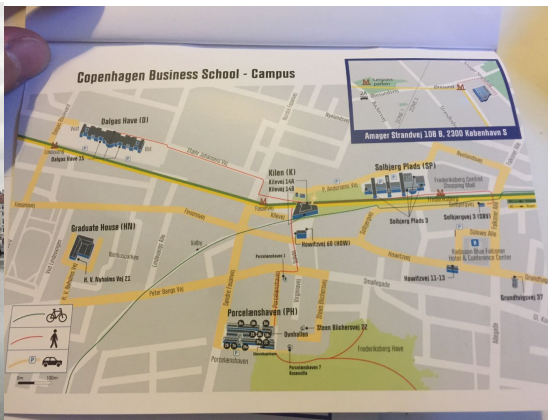
TABLE OF CONCENTS

	PAGE
PART I	
Monthly Activity Log	3
PART II	
General Exchange Information	8
PART III	
Items to Bring	17
PART IV	
Useful Links and Contacts	18

PART I. MONTHLY ACTIVITY LOG



January 2018

First coming to Copenhagen, the city was in the beginning of winter. The weather is a little bit cold, but it didn't stop me from seeing around the city. I went to different tourist attractions and figured out the different buildings of CBS (they are scattered). And also, I made food in my own little apartment!



February 2018

After getting used to the local lifestyle, I spent more time in the second month here trying to meet new friends and travelling. I went to Århus, the second biggest city in Denmark. Also, classes began, so I need to go to the class 3 days a week.



March 2018

Having been familiar with Copenhagen and some friends here, I started to plan for the trip around Europe. Since I have to go to classes sometimes, I went to different places making use of the weekends and some local holidays. I went to Sweden, Iceland, Finland and Norway in March.



April 2018

Since all the classes I chose were in Q3, which means I need to finish all the exams within Quarter 3 of this year. Thus, in April, I mostly just tried to prepare for my exams and reports. Although sometimes, I still went to the listen to the orchestra as entertainment.

After the exams ended, I instantly set off to travel in Hungary and Austria! And I continued the trip in May.



May 2018

Continuing the trip, I went to Czech, Italy, France, Spain. The trips are exciting though unpredictable. In the trip around Europe, I came across so many different cultures and customs, and they are all interesting to experience. I tasted different food and went to museums to learn about local history and culture. The trip is additional to study, but also granted me a lot of experience and knowledge that I can't learn at University.



PART II. GENERAL EXCHANGE INFORMATION

Visa Procedures

For the Visa, it is better to apply for the Student Visa at an early stage (it will take around 1 month to proceed). Since I am a Mainland student, I will mainly focus on information useful for Mainland student to apply. Details of the Visa application can be found at this website:

(<http://www.vfsglobal.cn/Denmark/China/Chinese/long-term-visa.html>)

The Visa type is long-term, so it is also called Resident Permit (since we stay over 3 months). CBS will also send emails to remind you and teach you how to apply for the Resident Permit. The nearest physical application center is in Shenzhen (广东省深圳市福田区福华一路大中华国际交易广场北门西区 1708/1709 室). They only accept cash as payment, it will take 6-7000 RMB (it depends on information provided online).

Orientation Activities

CBS has its own orientation activities (some of them are elective, charging ~500 DKK). Basic activities including campus tour, city tour. Information session for class registration, accommodation, exams and study are compulsory. A local buddy will be assigned, he/she will contact us before we leave for Copenhagen and help us to arrange for our accommodation and orientation. So, don't worry and ask them for help if you are in trouble!

One important thing you will need to do during the orientation weeks is that to collect your Resident Card (in pink color) and Health Record Card (in yellow color). You will receive emails from CBS to remind you and teach you to do that.

International Services & Activities

A trip in Denmark will be offered by CBS for the international students (of course it is elective). The price varies depending on the destinations. In the trip, you can meet some other international friends as well, it is a good chance if you want to travel around Denmark!

Accommodations

There are many halls & apartments offered in CBS accommodation platform. Normally, before your departure, CBS will send you emails reminding you to apply for the residence. I applied at an early stage, so I got a small number token (it means you are in the front of the line). In the end I chose an apartment near CBS and metro station, which is very convenient. All residences offered on CBS platform are managed by CBS but not owned by them. Usually there are other owners responsible for your requests or needs happened in the residence. (e.g. I need to call the landlord instead of the CBS office if our washing machine is broken)

If you don't want to apply for the residence managed by CBS, you can also find your own place to live (through Airbnb or friends). But just make sure that it is safe and legal.

Courses Registration

Course registration starts after the orientation week, and it is not as automated as in HKUST. CBS will email you a form asking you to fill in (course you prefer with orders). After you send back the form, they will start to see if your choice is still available and arrange courses for you. If some courses are full, they will update on the website, and also send you emails telling the registration is not successful. They offer two rounds of course registration. If you still can't register the courses you preferred, you can then communicate with the officers through emails to negotiate about your course selection.

4 courses (30 ECT) are accepted for a normal semester, and courses are divided into Q3, Q4 and whole semester. You can also apply for overload if you like.

Teaching & Assessment Methods

Teaching in Copenhagen is actually like in HKUST, the class is free, informative and interesting. You can raise questions anytime, and the professor likes to have us discussing open questions. In Copenhagen, grades are 100% depending on final exams/reports, so

in-class presentations, projects or homework won't really stress you out.

Different courses have different ways of assessing the students. The most common way is on-site exam. Exams can be hand-written, or digital. Digital exams are more common from my perspective. I had two digital exams and no hand-written exams from last semester. Also, interview is another popular way of assessing students. Professors will organize one-on-one interview to test your understanding of the course content. Last, I also had report-based course, which means I have to finish a report given the topic within 2 weeks after the topic is out.

Sports & Recreation Facilities

CBS buildings are quite scattered in Copenhagen city, so there is no sport course on campus. However, there is a gym in one of the campus site, and you can sign up for classes or regular training (regular training will charge fees). As for recreation, there are many student clubs as well in CBS, you can find them in their university website.

Finance & Banking (including currency / expenses)

Denmark Krone is nearly as same value as RMB. DKK can be withdrawn from UnionPay Card from Euronet ATMs at downtown or airport. The other ATMs can only accept Visa/Master cards. Local bank account is optional, but sometimes useful. I had a Nordia

account, where I transferred money from my Hong Kong account (since withdrawing cash is troublesome, and using credit card has commission fees). Also, some online payment / shops / restaurants don't accept cards from elsewhere, a local card maybe useful at this time.

Social Clubs & Networking Opportunities

There are a lot of activities where you can meet new people in CBS. You just have to pay attention to the emails. Some events for job-hunting / research can happen in the CBS buildings (like company booths), you can also find opportunities there.

Buddy program is a very valuable chance for you to meet local people, since your buddy can take you to local party or refer you to their local friends. Just be open, and enjoy difference experiences. I am sure all the people there will be very happy to meet you and have a little "hygge" chat.

Health & Safety

You will have a Health Record card (in yellow) which you can make use of when you need to see a doctor. Some of the hospital fees / medicine fees will be contained in the medical insurance, but others (like tooth care / beauty treatment) can be out of the scheme. Simple medicines like fever medicines can be found in big supermarkets as well. For me, I didn't go to the hospital during my exchange, but I did go to the eye care center. I was intended to buy

some contact lenses, but that also went into a serious “doctor-patient” process because they can’t sell you contact lenses when you are not near-sighted.

As for safety, I can be sure to say that Denmark is among the safest countries in the whole Europe (Northern Europe is relatively safer). Basically, you don’t have to worry about theft on the street too much (but that doesn’t mean you don’t need to care for your personal belongings). Just enjoy the time there! People there are all nice and friendly.

Food

Food in Denmark is not that bad! Actually, the people in Denmark are living a very healthy lifestyle. They like cycling, and healthy food. They fancy salad, boiled food, vegetables and fruits. However, healthy food is normally not recognized as delicious though. So if you want to have tasty food in Copenhagen, go to the Asian restaurants!

There are canteens in CBS, and they are not so expensive. I sometimes eat there, but most of the time just cook by myself (since I have kitchen in my apartment). Food in supermarket can be very cheap (it depends on brands) so it is always a good choice to learn how to cook and save your money at the same time.

Transportation

Transportation in Copenhagen is very convenient. There are mainly three kinds of transportation in town: Metro, S-train, and bus. The transportation card can be used in all three transportations and it works just like the Octopus card. The card will need ~30dkk cost, and ~70dkk buffer money. The buffer money can be ignored if you register your identity on the card (which means you will have your photo and name on the card). You can charge the card on machine or 7-11 or connect it with your credit card.

One thing we usually do is to have the transportation card (for emergency or going to somewhere far) and use a monthly Zone 1 ticket for daily transport. The price will be cheaper (we calculated!) and you can take the three transportations freely in Zone 1 (Zone 1 covers almost all the tourist attractions and all the CBS buildings).

For going to somewhere else for traveling, we usually take flight, train and bus (they are actually of similar price!) It really depends on the distance and country, so you can search about details online. Just to mention, going to airport is very convenient. Just take the Metro and go to the end of M1 (pay attention to the zones!).

One very important message: don't try to escape Metro/S-train fees. I know it is easy to do so (since there are no gateways before you enter the train and it depends on discipline), but once you are found out by the ticket checker, fines will be very high. Also, you may leave records there, which is very bad for your credit and reputation!

Climate

In spring semester, the majority of the time in Copenhagen will be cold and cloudy. Snow really depends on chance. Like in my time, it didn't really snow so much. Temperature will be around 0°C. It will have to be in the beginning of May to be warmer, and have a longer day time. Copenhagen in winter is not as beautiful as in spring, I think. So you can stay in-door cozily in winter, and start hanging around when the spring comes.

Communication

There are many telecommunication companies in Denmark that you can register a phone number. A local phone SIM card will be given to you when you just arrived in which you have 100M data. You can choose to continue with that company, or transfer to another one. Price of the data plan is actually not that expensive. For me, I used data set of 199DKK with 30G data and 5 hours calling time. You can also turn on the roaming service for going to another country in EU.

As for wifi, there is eduroam in CBS, that you can sign in with your UST account or CBS account. For the residence, it really depends. For me living in Kathrine Kollegiet, we don't have wifi and it is forbidden to set up your own router. So we can only use cable to connect to internet.

Cautionary measures

In Denmark, English is actually quite prevalent. However, there can be situations where you can't communicate with the locals with

English, or can't find English in online services / websites. Then, make good use of the translating tools (like Google Translate) or local friends' help. This can be even severer in southern part of Europe, especially for France and Spain. So if you want to go travelling in those countries, you should have a plan first.

PART III. ITEMS TO BRING

A. Credentials	ID Cards	Schedule book	Travel plan
	Passport	Flight ticket	Book/Pen
	Driving license	Cash/Credit cards/Debit cards	Student ID
B. Electronics	Phone/Charger	Camera/Charger	Converter
	Notebook/Charger	USB/Flash drive/Memory card	iPad
	Hair dryer	e-toothbrush/Charger	
C. Medicine	Basic ones		
D. Daily use	Contact lenses	cosmetics	
E. Clothes	Suits	Sunglasses	Swimming suits
	Thick clothes	Thin clothes	shoes

For the others, you can buy them from the local supermarkets/malls.

PART IV. USEFUL LINKS AND CONTACTS

Course Catalog

<https://www.cbs.dk/en/international-opportunities/international-students/guestexchange-student/undergraduate-courses>

CBS Exchange Program Website

<https://www.cbs.dk/en/international-opportunities/international-students/guestexchange-student>

Transportation

<https://www.visitcopenhagen.com/copenhagen/transportation/tickets-prices>

<https://www.visitcopenhagen.com/copenhagen/public-transport>

Emergency contact in CBS

+45 3815 3715

help@student.cbs.dk

help.cbs.dk

If more information is needed, get my contact from SBM Exchange Team by emailing at bmugexch@ust.hk